


# North Carolina's Adult Protective Services Program

Sarah Richardson, NC DHHS Adult  
Services Program Administrator

October 2024



# APS in North Carolina

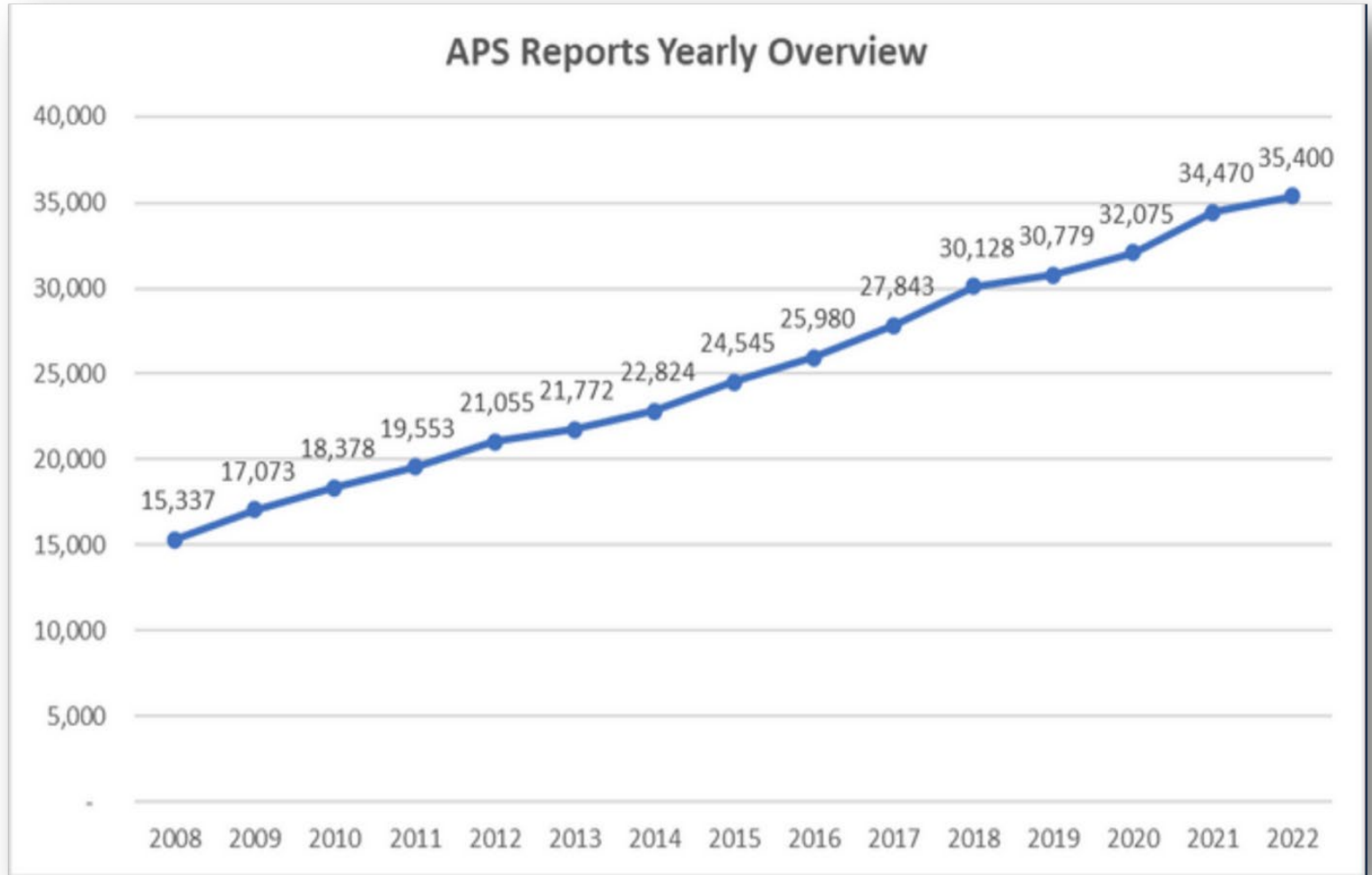
- **Serve adults with disabilities that are vulnerable to abuse, neglect and exploitation**
- **Protect vulnerable adults by evaluating reports to determine whether disabled adults need protective services**
- **Work with vulnerable adults and families to identify and prevent abuse, neglect and exploitation**
- **Report evidence of mistreatment to the District Attorney and various regulatory agencies**
- **Initiate court action as necessary to protect the adult**
- **Mobilize essential services on behalf of adults through community collaboration**

# **Role of County DSS vs. Role of DHHS**

## N.C. General Statute

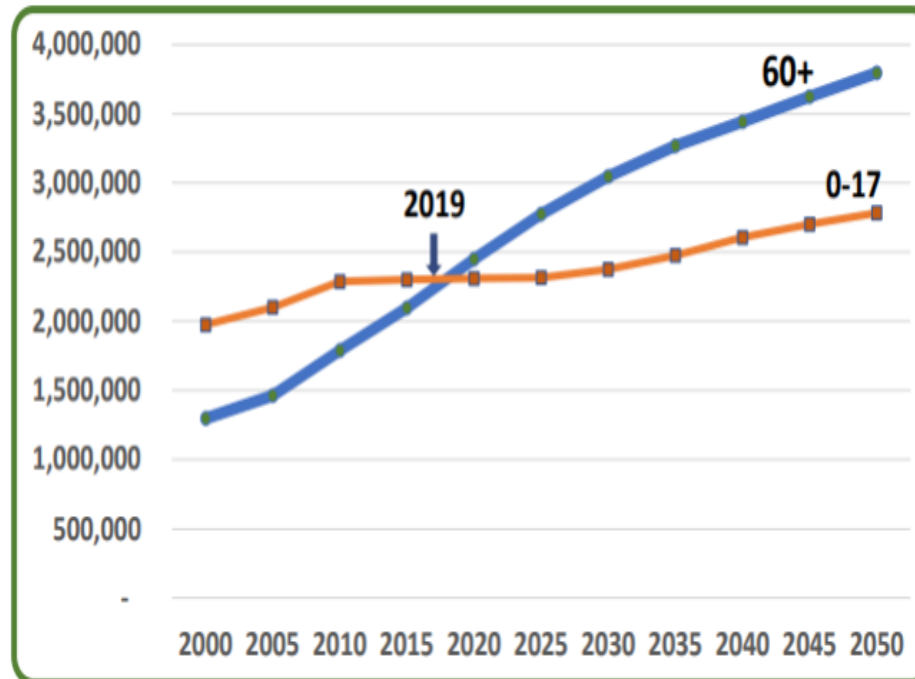
- **108A-102(a) – Duty to report**
  - *Any person having reasonable cause to believe that a disabled adult is in need of protective services shall report such information to the director.*
- **108A-103(a) – Duty of director upon receiving report**
  - *Any director receiving a report that a disabled adult is in need of protective services shall make a prompt and thorough evaluation to determine whether the disabled adult is in need of protective services and what services are needed.*

# North Carolina APS



# North Carolina APS

## More Older Adults Than Children



Source: NC Office of State Budget and Management, Standard Population Estimates, Vintage 2020; Population Projections, Vintage 2040, <https://www.osbm.nc.gov/facts-figures/population-demographics>

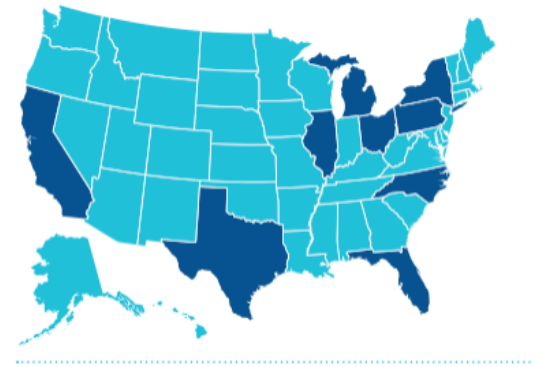
# NC Population Change 2021 - 2041

Age	2021		2041		% Change 2021 – 2041
	NC#	NC%	NC#	NC%	
<b>Total</b>	<b>10,556,299</b>		<b>12,936,967</b>		<b>23%</b>
<b>0-17</b>	<b>2,257,066</b>	<b>21%</b>	<b>2,600,043</b>	<b>20%</b>	<b>15%</b>
<b>18-44</b>	<b>3,779,034</b>	<b>36%</b>	<b>4,457,480</b>	<b>35%</b>	<b>18%</b>
<b>45-59</b>	<b>2,046,769</b>	<b>19%</b>	<b>2,431,551</b>	<b>19%</b>	<b>19%</b>
<b>60+</b>	<b>2,473,430</b>	<b>23%</b>	<b>3,447,893</b>	<b>27%</b>	<b>39%</b>
<b>65+</b>	<b>1,817,132</b>	<b>17%</b>	<b>2,715,844</b>	<b>21%</b>	<b>50%</b>
<b>85+</b>	<b>197,946</b>	<b>2%</b>	<b>422,918</b>	<b>3%</b>	<b>114%</b>

# Aging Population in North Carolina

8<sup>th</sup> Largest Population of 65 and older in the Nation

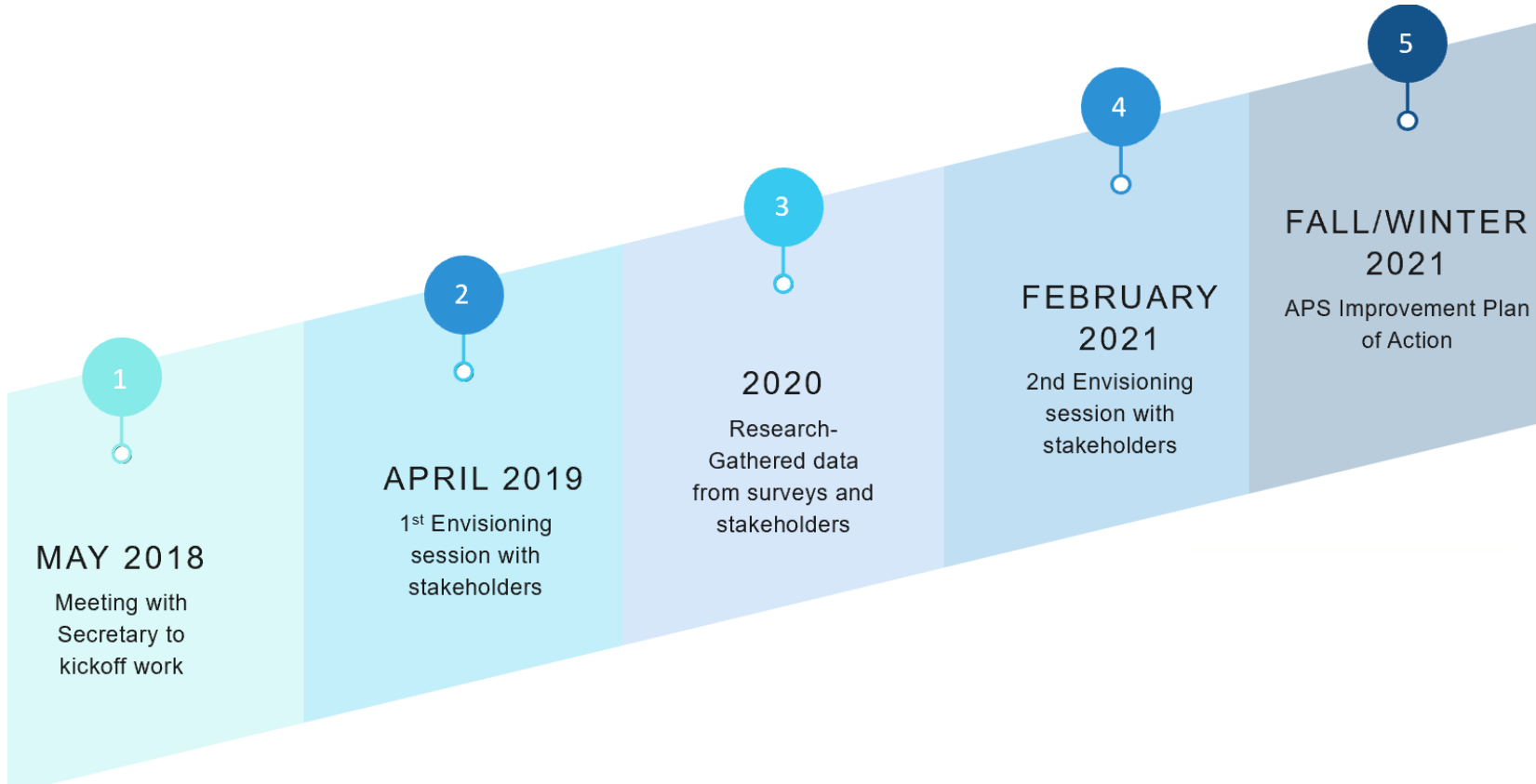
California	6.1
Florida	4.6
Texas	3.9
New York	3.4
Pennsylvania	2.4
Ohio	2.1
Illinois	2.1
★ North Carolina	1.8
Michigan	1.8



Source: U.S. Census Bureau, American Community Survey 2020, one-year experimental data estimates. Table XK20014: Population by Age. 2020 ACS 1-Year Experimental Data Tables



# 2018 – 2021 Engagement Timeline



# APS Improvement Plan of Action



# What are our APS Improvement Goals?




# Design Teams



# APS Improvement Governance Team

- **A Governance Team was established to oversee and guide the implementation of the APS Improvement Plan that would be accomplished by the Design Teams**
- **The Team is comprised of state and county leaders**

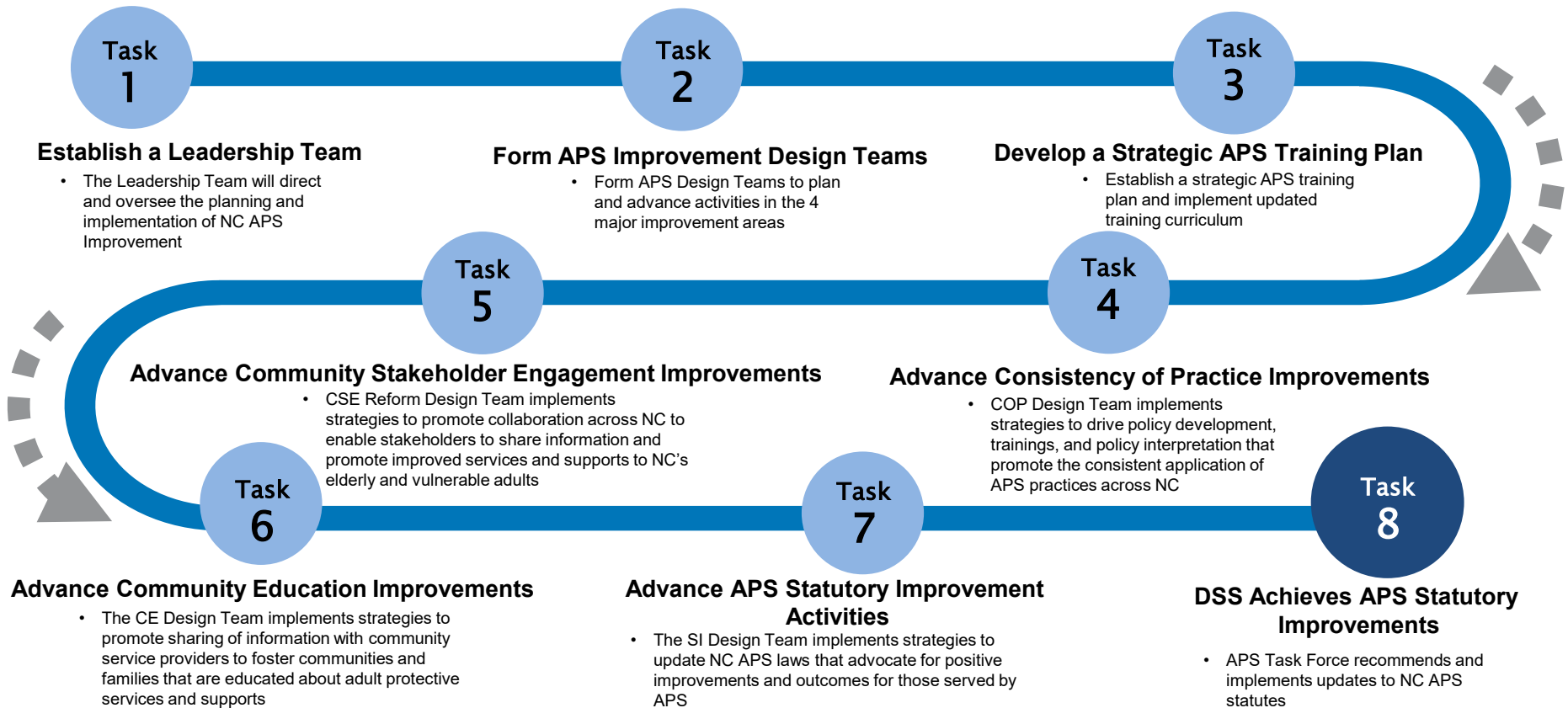


# Design Teams – Who are they?

- Representation from 29 counties
- County Health and Human Services
- Senior Tarheel Legislature
- NC Coalition on Aging
- Area Agency on Aging
- Southern Gerontology Society
- NC Partnership to Address Adult Abuse
- Senior Center/Resources
- AARP
- Governor's Advisory Council on Aging



# A proposed path to advance our vision for APS improvement



## **Accomplishments so far...**

- **Executive Order 280 signed by Governor**
- **Completed Recommendations Report & Strategic Training Plan**
- **Training needs identified for Training Support Team**
- **Continuous Quality Improvement**
- **Adult Services Training Map**



Thank you!